











Empul Eco 15H/25H

Capacity: 15 litres, 25 litres

Inlet/outlet types: centre, right side, left side

Technical Features

-  Temperature Control, upto 75oC
-  Single Welding Enamel Glass line coated tank for Corrosion resistance
-  8 Bar Pressure - Suitable for Pressure Pumps and High rise buildings
-  Powder Coated Outer Body for long life
-  CFC free PUF insulation
-  Multifunction valve for enhanced safety
-  Capillary thermostat for better and reliable temperature control
-  Capillary thermal Cut-out Backup safety device prevents overheating
-  2 KW, Incoly 800 Glass lined element withstands high temperature
-  Magnesium Anode prevents Rust and Corrosion even in Hard Water



Technical Parameters

Power Voltage	230V- 50 HZ AC	Rated Power	2000
Rated Pressure	0.8 MPa	Rated Volume	10L/15L/25L
Rated Temperature	75°C	Heating Efficiency	>90%
Mean Hot Water Output (°C Min)	42	Structure Mode	Hermetically Closed Type Water Storage Style
Mixing Factor (%Max)	35	Water Proof Degree	IPX2

Technical Specifications

Model	Capacity & Mounting		Input Watts	Product Dimensions in mm Approx.				Net Weight in KG Approx.
	Capacity	Mounting		W	H	D	W	
Empul ECO	15L	V	2000 W	340	510	340	200	10.4
Empul ECO	25L	V	2000 W	380	597	380	200	13.4
Empul ECO H-15	15L	Hz	2000 W	320	480	320	200	10.4
Empul ECO H-25	25L	Hz	2000 W	350	615	350	200	13.4

